

# STAMFORD

S1L2-H1 Winding 06 / 706

## S1L2-H1 - Technical Data Sheet

### Standards

STAMFORD industrial alternators meet the requirements of IEC EN 60034 and the relevant section of other international standards such as BS5000, VDE 0530, NEMA MG1-32, IEC34, CSA C22.2-100 and AS1359. Other standards and certifications can be considered on request.

### Quality Assurance

Alternators are manufactured using production procedures having a quality assurance level to BS EN ISO 9001.



### Excitation and Voltage Regulators

Excitation System	
<b>AVR Type</b>	<b>AVR Power</b>
AS540	Self-Excited / Aux winding
Voltage Regulation	± 1%
No Load Excitation Voltage (V)	13 V
Full Load Excitation Voltage (V)	44 V

# STAMFORD®

## S1L2-H1 Winding 06 / 706

Electrical Data		
Insulation System	Class H	
Stator Winding	Double Layer Concentric	
Winding Pitch	Two Thirds	
Winding Leads	4	
Winding Number	06 / 706	
Number of Poles	4	
IP Rating	IP23	
RFI Suppression	EN 61000-6-2 & EN 61000-6-4, refer to factory for others	
Waveform Distortion	NO LOAD < 2% NON-DISTORTING BALANCED LINEAR LOAD < 5.0%	
Short Circuit Ratio	1/Xd	
Steady State X/R Ratio	3.9	
60 Hz		
Telephone Interference	TIF<50	
Voltage Series	240	240
Power Factor	0.8	1.0
kVA Base Rating (Class H)	29	31.3
Saturated Values in Per Unit at Base Ratings and Voltages		
Xd Dir. Axis Synchronous	1.027	1.108
X'd Dir. Axis Transient	0.132	0.142
X''d Dir. Axis Subtransient	0.118	0.127
Xq Quad. Axis Reactance	1.086	1.172
X''q Quad. Axis Subtransient	0.137	0.148
XL Stator Leakage Reactance	0.075	0.081
X2 Negative Sequence Reactance	0.190	0.205
X0 Zero Sequence Reactance	0.005	0.005
Unsaturated Values in Per Unit at Base Ratings and Voltages		
Xd Dir. Axis Synchronous	1.438	1.552
X'd Dir. Axis Transient	0.152	0.164
X''d Dir. Axis Subtransient	0.138	0.149
Xq Quad. Axis Reactance	1.119	1.207
X''q Quad. Axis Subtransient	0.164	0.177
XL Stator Leakage Reactance	0.085	0.091
X2 Negative Sequence Reactance	0.228	0.246
X0 Zero Sequence Reactance	0.006	0.006
Time Constants (Seconds)		
T'd TRANSIENT TIME CONST.	0.028	
T''d SUB-TRANSTIME CONST.	0.001	
T'do O.C. FIELD TIME CONST.	0.122	
Ta ARMATURE TIME CONST.	0.011	

# STAMFORD

## S1L2-H1 Winding 06 / 706

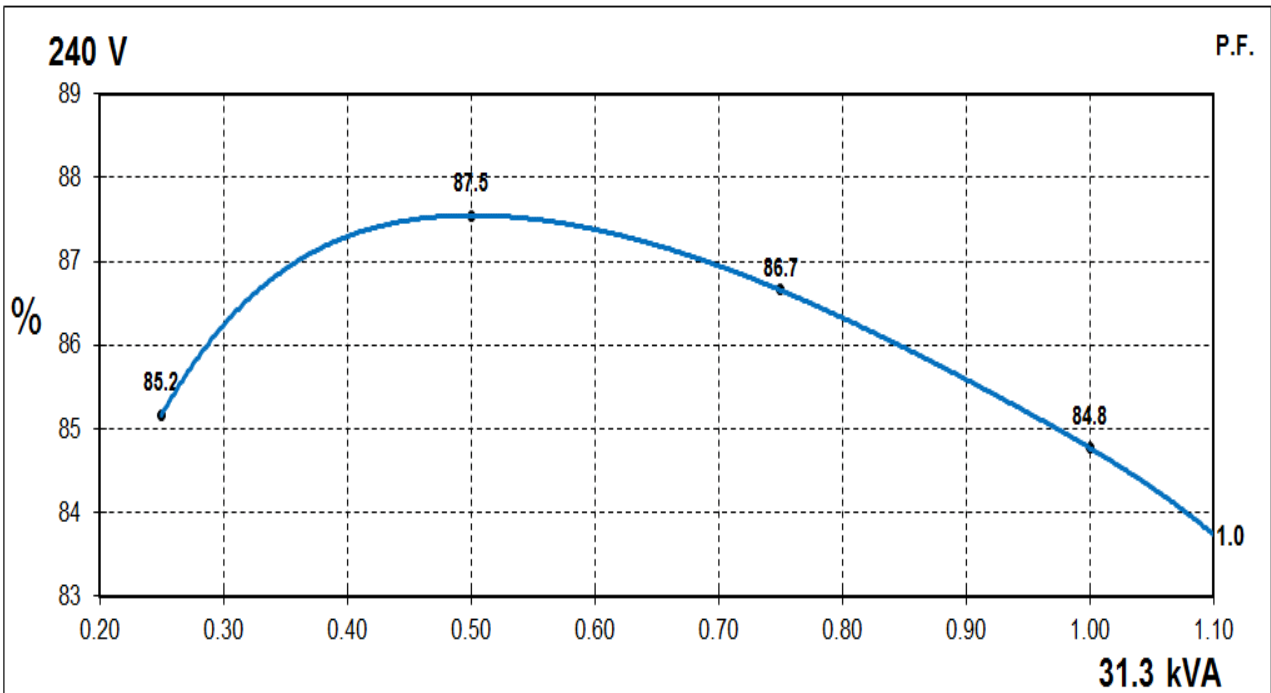
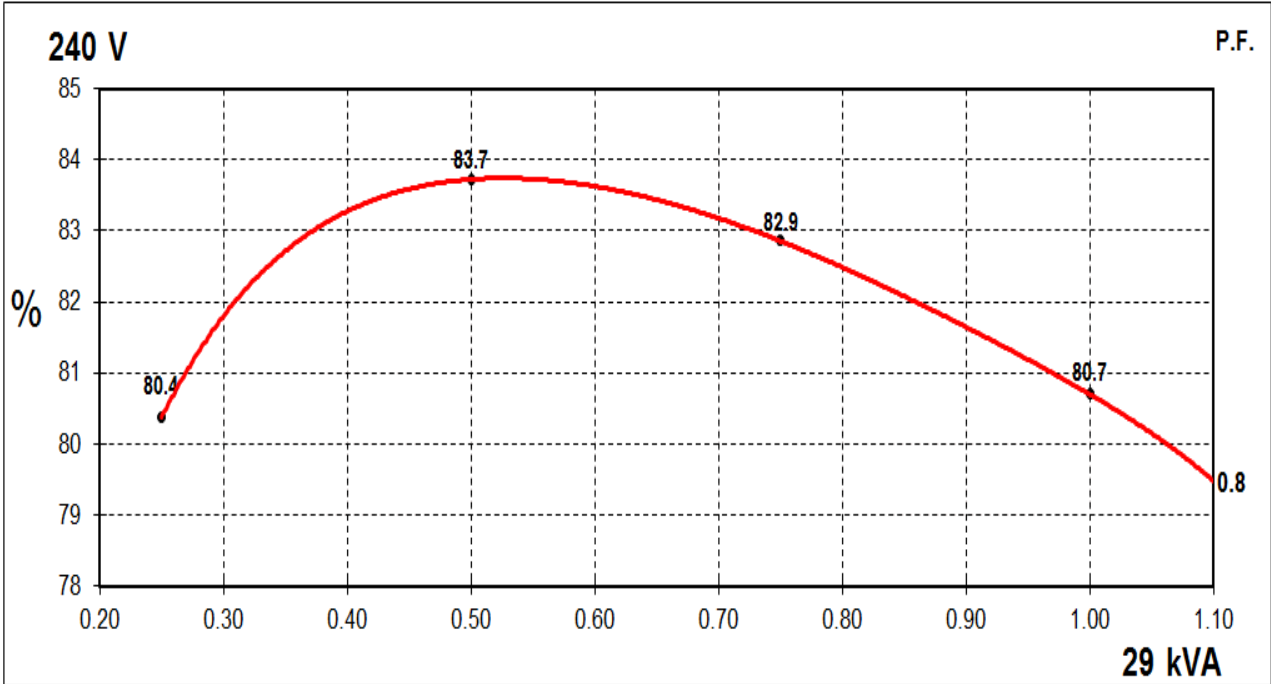
Resistances in Ohms ( $\Omega$ ) at 22°C	
Stator Winding Resistance (Ra)	0.079 $\Omega$ per phase series connected
Rotor Winding Resistance (Rf)	0.891 $\Omega$
Exciter Stator Winding Resistance	16.55 $\Omega$
Exciter Rotor Winding Resistance	0.100 $\Omega$ per phase
Positive Sequence Resistance (R1)	0.099 $\Omega$
Negative Sequence Resistance (R2)	0.114 $\Omega$
Zero Sequence Resistance (R0)	0.099 $\Omega$
Aux Winding Resistance (with winding 706 only)	2.388 $\Omega$
Mechanical data	
Cooling Air	0.215 m <sup>3</sup> /sec (60Hz)
Shaft and Keys	All alternator rotors are dynamically balanced to better than BS6861: Part 1 Grade 2.5 for minimum vibration in operation.
Bearing	Single Bearing
Weight Complete Alternator	160.2 kg
Weight Wound Stator	63.39 kg
Weight Wound Rotor	61.14 kg
Moment of Inertia	0.2682 kgm <sup>2</sup>
Shipping weight in a Crate	207 kg
Packing Crate Size	1050X570X960 mm
Maximum Over Speed	2250 RPM for two minutes
Bearing Drive End	N/A
Bearing Non-Drive End	Ball Bearing, 6306-2RS1

# STAMFORD

S1L2-H1 Winding 06 / 706

## Single Phase Efficiency Curves

**60Hz**

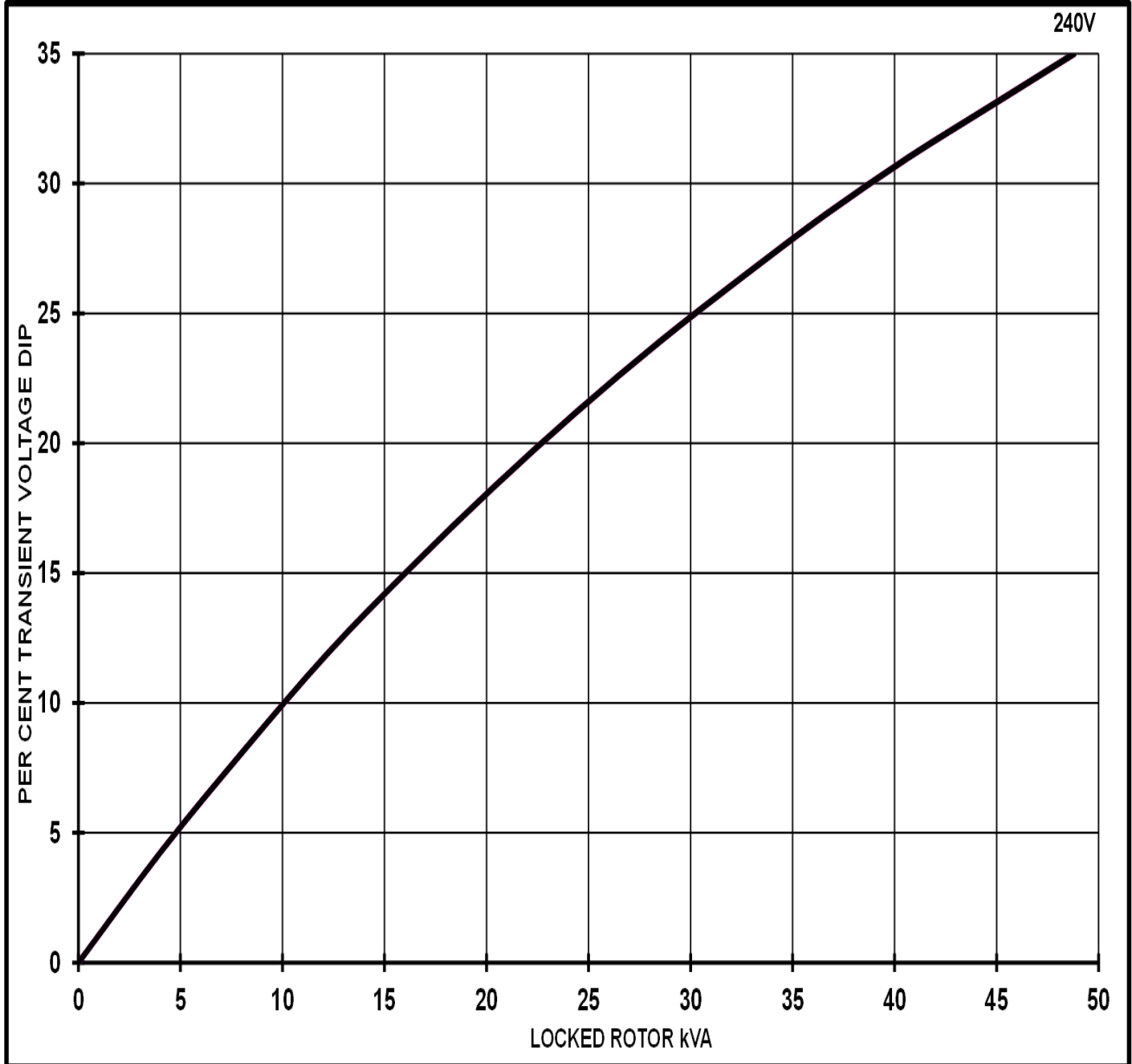


# STAMFORD

S1L2-H1 Winding 06 / 706

## Locked Rotor Motor Starting Curves

60Hz



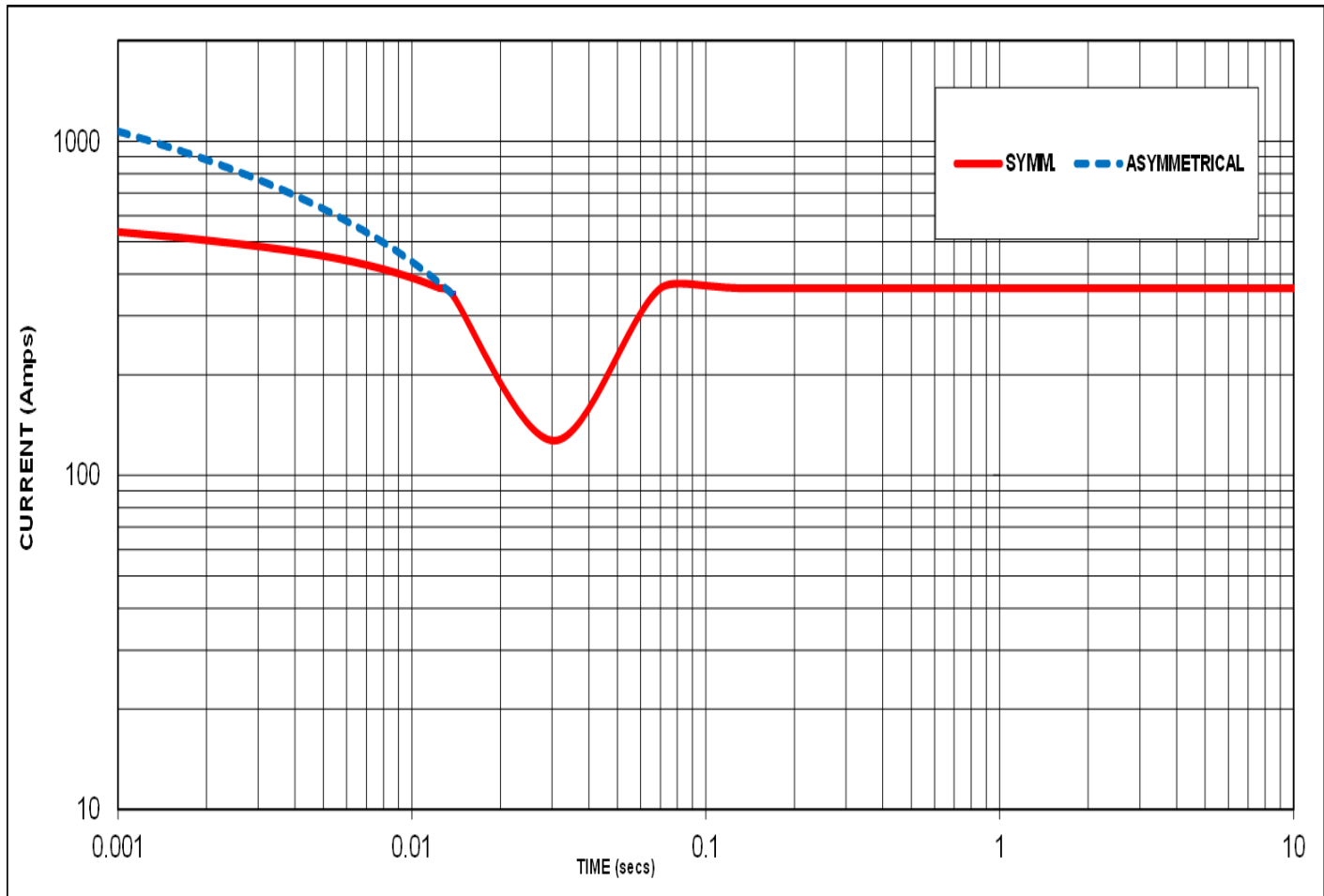
Transient Voltage Dip Scaling Factor		Transient Voltage Rise Scaling Factor
PF	Factor	For voltage rise multiply voltage dip by 1.25
< 0.5	1.00	
0.5	0.97	
0.6	0.93	
0.7	0.90	
0.8	0.85	
0.9	0.83	
1.0	0.80	

# STAMFORD

S1L2-H1 Winding 06 / 706  
Short Circuit Decrement Curve

*Note: Applicable only for Winding 706 ( Auxiliary winding).  
Winding 06(no Auxiliary winding) will not provide short circuit capability.*

**60Hz**



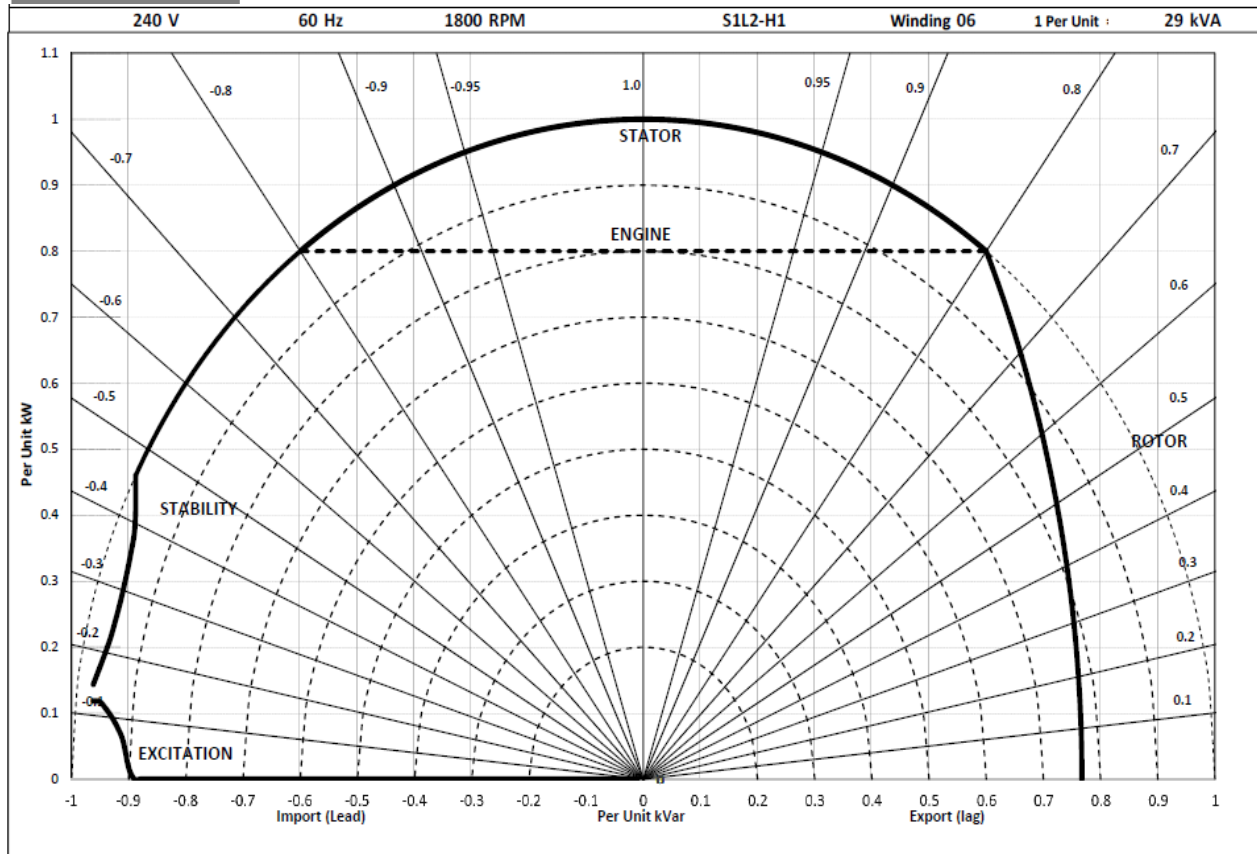
Sustained Short Circuit = 363 Amps

# STAMFORD

S1L2-H1 Winding 06 / 706

## Typical Alternator Operating Chart

**240V/60 Hz**



# STAMFORD®

S1L2-H1 Winding 06 / 706

## RATINGS AT 0.8/1.0 POWER FACTOR

Class - Temp Rise		Standby - 163/27°C		Standby - 150/40°C		Cont. H - 125/40°C		Cont. F - 105/40°C	
<b>60</b> <b>Hz</b>	Series (V)	240	240	240	240	240	240	240	240
	Power Factor	0.8	1.0	0.8	1.0	0.8	1.0	0.8	1.0
	kVA	31.9	34.4	30.7	33.2	29.0	31.3	26.3	28.3
	kW	25.5	34.4	24.6	33.2	23.2	31.3	21.0	28.3
	Efficiency (%)	79.5	83.7	80.0	84.1	80.7	84.8	81.6	85.5
	kW Input	32.1	41.1	30.7	39.5	28.8	36.9	25.8	33.1

### De-Rates

All values tabulated above are subject to the following reductions:

- 3% for every 500 meters by which the operating altitude exceeds 1000 meters above mean sea level
- 3% for every 5°C by which the operational ambient temperature exceeds 40°C
- For any other operating conditions impacting the cooling circuit please refer to applications

Note: Requirement for operating in an ambient exceeding 60°C and altitude exceeding 4000 meters must be referred to applications.

### Dimensional and Torsional Drawing

For dimensional and torsional information please refer to the alternator General Arrangement and rotor drawings available on our website (<http://stamford-avk.com/>)

**Note:** Continuous development of our products means that the information contained in our data sheets can change without notice, and specifications should always be confirmed with Cummins Generator Technologies prior to purchase.





Follow us @stamfordavk



Cummins Generator Technologies



View our videos at [youtube.com/stamfordavk](https://youtube.com/stamfordavk)

**[news.stamford-avk.com](https://news.stamford-avk.com)**

**For Applications Support:**  
**[applications@cummins.com](mailto:applications@cummins.com)**

**For Customer Service:**  
**[service-engineers@stamford-avk.com](mailto:service-engineers@stamford-avk.com)**

**For General Enquiries:**  
**[info@cumminsgeneratortechnologies.com](mailto:info@cumminsgeneratortechnologies.com)**

Copyright 2016. Cummins Generator Technologies Ltd. All rights reserved.  
Cummins and the Cummins logo are registered trade marks of Cummins Inc.  
STAMFORD is a registered trade mark of Cummins Generator Technologies Ltd.

